

Maths

This week's theme on White Rose Maths is 'The Princess & the Wizard'. Have a look at the daily teaching videos and have a go at the activities on [White Rose Maths](#).

Watch a [Numberblocks](#) clip each day.
Use the following [guide](#) to help support your child.
If you would like more maths activities, have a look at [BBC Bitesize](#) for daily maths activities
Watch [The Very Hungry Caterpillar](#). Can you remember the order of the days of the week? Can you sing the days of the week song?

Learn about the days of the week with [Oak Learning](#).

Personal, Social and Emotional Development

Christopher was very proud of growing his prize dandelions. What have you done that has made you very proud? Talk to an adult about your proudest moment. You could draw a picture of yourself or stick a photo into your workbook and write about it.



Expressive Arts and Design

- Make a [symmetrical butterfly painting](#).
- Use an old egg box and make your own caterpillar.
- Enjoy singing [The Hungry Caterpillar song](#).



Reception

Home Learning Project

Week Beginning: 08.06.2020

Theme: Nature



If you have any work that you are really proud of, email it to helen.clarke@danebank.tameside.sch.uk to show one of the teachers!

Understanding of the World

- Go on a nature walk or spend some time outside. See if you can find the items on the scavenger hunt. Write a list or draw a picture of what you found.
- Learn all about the [life cycle of a butterfly](#).
- Can you draw and label the four stages of The life cycle of a butterfly?
- Watch [Mr Tumble's](#) video on growing plants. Have a look at the gardening videos and activities on the following [Website](#) too.

Nature SCAVENGER HUNT

ACORN <input type="checkbox"/>		CLOVER <input type="checkbox"/>	
FLOWER <input type="checkbox"/>		GRASS <input type="checkbox"/>	
ROCK <input type="checkbox"/>		SOMETHING BLUE <input type="checkbox"/>	
SOMETHING YELLOW <input type="checkbox"/>		PINECONE <input type="checkbox"/>	
TWIG <input type="checkbox"/>		LEAF <input type="checkbox"/>	



English

- Have a look at the Reception writing opportunities on the [Oak Academy](#) website.
- Visit [Oxford Owl's Website](#). Have a read of the e-books. You will need to create an account; however It is free to register.
- Watch an [Alphablocks](#) clip each day.



Communication, Language and Literature





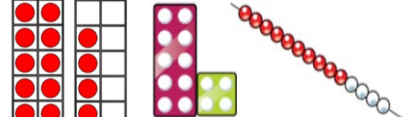

- Enjoy listening to [Christopher's Caterpillars](#).
- In the beginning what did Christopher and Posie think the caterpillars needed? Why were they wrong?

Physical

- Watch and listen to [The Little Blue Butterfly](#). How does the music make you feel? Can you make your own butterfly dance? You could create a dance about the life cycle of a butterfly to the music. You could start as the egg, move like a caterpillar, wrap yourself up as a chrysalis and then emerge as a beautiful butterfly!


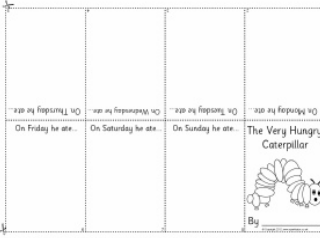








Reception - Home Learning Project – Maths – Place Value

Week Beginning: 08.06.2020

Monday	Tuesday	Wednesday	Thursday	Friday																				
Weekly objective – Place value – Counting within 20 going forwards and backwards. This can be done through playing hide and seek, singing number songs, chanting, board games etc. Write numbers up to 20. Find one more and one less than any number up to twenty.																								
Problem of the day – Monday and Tuesday - look at the number tracks. Re-write them in your work book with the missing numbers also completed.																								
Daily maths Play the caterpillar game to help you with your counting up to 10. Can you find 5 cans of food? Can you count out 12 Lego blocks? Can you count how many teddies you have? 	Daily maths Use the following game to help you recognise numbers between 10-20. Go on a number hunt around your house. Can you spot any numbers? 	Daily maths Use the tens frame to make all the numbers to 20. Say each number as you move the counters. Try counting both forwards and backwards up to 10. 	Daily maths Use the following website to help you write the numbers 0-20 in your workbook. You could even write your numbers using felt tips, chalk, crayons, sand or even paint.	Daily maths One more than 5 is ____ One more than 8 is ____ One more than 3 is ____ One less than 5 is ____ One less than 8 is ____ One less than 3 ____ 																				
Problem of the day Missing numbers <table border="1" data-bbox="140 1113 560 1192"> <tr> <td>1</td><td></td><td>3</td><td></td><td>5</td></tr> </table> <table border="1" data-bbox="140 1228 560 1306"> <tr> <td></td><td>7</td><td></td><td>9</td><td>10</td></tr> </table>	1		3		5		7		9	10	Problem of the day Missing numbers <table border="1" data-bbox="598 1113 1019 1192"> <tr> <td></td><td>12</td><td>13</td><td></td><td></td></tr> </table> <table border="1" data-bbox="598 1228 1019 1306"> <tr> <td>16</td><td>17</td><td></td><td></td><td>20</td></tr> </table>		12	13			16	17			20	Problem of the day Spot the mistake <p data-bbox="1057 1113 1503 1306"> 12, 13, 41, 15, 16 18, 17, 16, 14, 13 </p>	Problem of the day Which is the odd one out. 	Problem of the day Would you rather have 6 biscuits or 7 cakes? Explain your reasoning. 
1		3		5																				
	7		9	10																				
	12	13																						
16	17			20																				

Reception - Home Learning Project – English

Week Beginning: 08.06.2020

Monday	Tuesday	Wednesday	Thursday	Friday
<p>Handwriting – Practise your handwriting. Say each handwriting rhyme as you write the letter. You could practise using your workbook or get creative by using paint, chalk, water, sand or even shaving foam to write them.</p> <p>Phonics - where children learn to read by sounding out letters and blending them together, designed to give them the skills to read fluently and confidently. As this is revision of sounds taught in school, I have included a few sounds for each day. If you would like any help or further information with phonics visit the parents section Ruth Miskin website.</p>				<p>Extended Write</p> <p>Could you write your own version of The Very Hungry Caterpillar? You could choose different foods for each day of the week. These could be your favourite foods. You could make a mini book like the one below.</p>   <p>Or, could you write a letter or make a poster to help Christopher to look after the caterpillars properly?</p>
<p>Handwriting</p> <p>Down Maisie, over the mountain, over the mountain.</p>  <p>Round the apple and down the leaf.</p> 	<p>Handwriting</p> <p>Slither down the snake.</p>  <p>Round his bottom, up his tall neck and down to his feet</p> 	<p>Handwriting</p> <p>Down the tower, across the tower.</p>  <p>Down his body, curl and dot.</p> 	<p>Handwriting</p> <p>Down Nobby, over his net.</p>  <p>Down his plait, and around his head.</p> 	
<p>Phonics:</p> <p>Match the sound to the graphemes (letter/s) Play Grab a Giggling Grapheme.</p>	<p>Phonics:</p> <p>Can you blend three letter words? Play Picnic on Pluto If you can blend CVC words easily, choose some phase 3 games.</p>	<p>Phonics:</p> <p>Can you read these sentences? If you can, choose the sentence game for phase 3.</p>	<p>Phonics:</p> <p>Play Tricky Word Trucks on Phonics Play to practise tricky words.</p>	
<p>Phonics Play username:march20 password:home</p> <p>Tricky words: Click the following link to practice reading Tricky Words</p> <p>Phonics Challenge – If you child is confident reading all their individual letter sounds they could begin looking at some of the phase 3 phonics sounds BBC Bitesize. Start with the sh, th, nk, ng, qu and ch sounds and try the games on the following website.</p>				