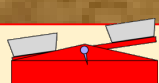


Maths



- This week's theme on [White Rose Maths](#) is 'How many legs'. Have a look at the daily teaching videos and have a go at the activities.
- Watch a [Numberblocks](#) clip each day.
- Use the following [guide](#) to help support your child.
- If you would like more maths activities, have a look at [cbeebies maths](#).



Reception

Home Learning Project

Week Beginning: 13.07.2020

Theme: Time travel



If you have any work that you are really proud of, email it to helen.clarke@danebank.tameside.sch.uk to show one of the teachers!

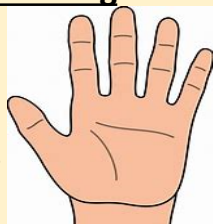
Communication, Language and Literacy

- Have a look at the Reception writing opportunities on the [Oak Academy](#) website. Visit [Oxford Owl's Website](#). Have read of the e-books. You will need to create and account; however It is free to register.
- Watch an [Alphablocks](#) clip each day.




Knowledge and Understanding

Ask your child to draw around their hand on a piece of paper and cut it out. On each finger write things they enjoy doing or interesting facts about themselves for example: 'football', 'reading' or 'pet dog'. They could take this into school in September for their new teacher.




Personal, Social and emotional

Over the last school year, your child will have made lots of special memories. Ask you child to capture these memories by creating a drawing of their favourite school memory. This could be of a memorable lesson, trip or an activity with their classmates.




Communication, Language and Literacy

Listen to the [story](#) 'Giraffes Can't Dance'. Talk with your child about how Gerald the giraffe showed determination when trying to achieve his goals. Ask your child what they are looking forward to most about their new class, what they would like to get better at and what they would like to learn about.

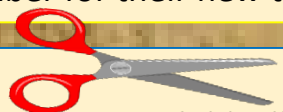


Have a look through old photographs of your child from when they were a toddler and a baby. Talk about any memories they have and how they have changed.



Physical

Discuss, with your child, all of the things that will help them get ready for their new class in September. Choose a few things to practice linked to their physical development such as: putting on their P.E kit independently, putting equipment away when they have finished using it, writing their first and last name neatly, washing and drying their hands, and using scissors safely.




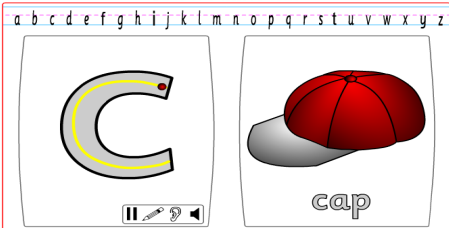




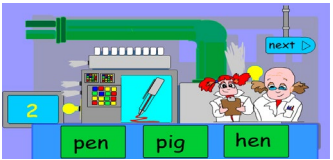


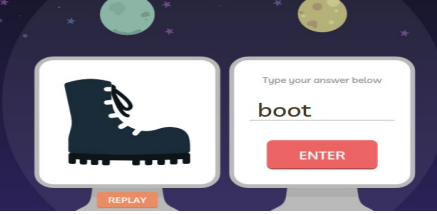
Expressive Arts and Design

Draw a self portrait for your new child's class teacher.



Reception Home Learning Project – English

Week Beginning: 13.07.2020

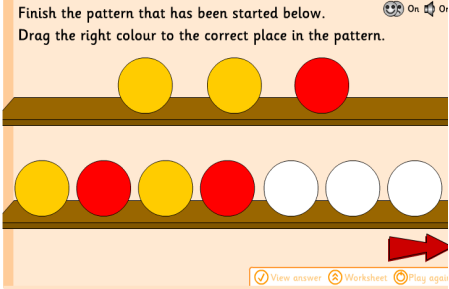


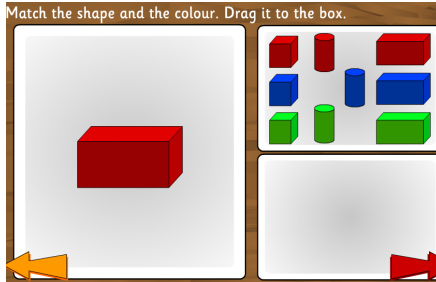






Monday	Tuesday	Wednesday	Thursday	Friday
SPAG - activities related to either Spelling, Punctuation and Grammar. Phonics - where children learn to read by sounding out letters and blending them together, designed to give them the skills to read fluently and confidently. As this is revision of sounds taught in school, I have included a few sounds for each day. If you would like any help or further information with phonics visit the parents section Ruth Miskin website.				Extended write: Write a letter to your new teacher for September. Tell them about yourself: who is in your family, what are your likes/dislikes, do you have any pets?
Handwriting Write your first and last name neatly. Making sure you form all your letters correctly. Use the following resource to help you.	SPAG Have an Alphabet race! For example: animals (a- ant, b- bat) or foods (a- apple, b- banana).	SPAG Read your child's favourite story. Using an agreed mime (e.g. stomp or clap), mark the end of each sentence.	SPAG Write a silly sentence about your favourite animal e.g. 'Elephants like to ballet dance.' Try to use a capital letter and a full stop.	
				
Phonics: Play the following word reading game	Phonics Odd sound out game .	Phonics Make a match game .	Phonics Space Race	You could also retell the story 'Giraffes Can't Dance'. from Gerald's point of view.
				

Tricky words: Click the following link to practice reading [Tricky Words](#)

Phonics Challenge – If your child is confident reading all their individual letter sounds they could begin looking at some of the phase 3 phonics sounds [BBC Bitesize](#). Start with the sh, th, nk, ng, qu and ch sounds and try the games on the following [website](#).

Reception Home Learning Project – Maths

Week Beginning: 13.07.2020

Monday	Tuesday	Wednesday	Thursday	Friday
Weekly objective – Geometry (Shape, space and measure).				
Daily maths Finish of the repeating patterns in the following game . 	Daily maths Make a coloured pattern using building blocks, lego or paints. Encourage your child to make their pattern repeat. 	Daily maths Practice your 2D shape recognition with the Following game . 	Daily maths Practice your 3D shape recognition with the Following game . 	Daily maths Can you make your own picture using shapes? Label the shapes you have used. 
Problem of the day Have a go at circle painting using cardboard tubes. Try to make a repeating pattern if you can. 	Problem of the day Can your child count how many they have of each colour? 	Problem of the day Get outside. Can you make 2D shapes using twigs, leaves and other natural materials? 	Problem of the day Have a look through you kitchen cupboards. Which 3D shapes can you find? 	Problem of the day Count how many of each shape you have used. 



See you soon

[Click here](#) for a message to all our amazing children and families – we can't wait to see you all in September! Until then, stay safe and take care x