













Little Wandle - Letters and Sounds Reception Phonics Home Learning



Phase 2 - Autumn 1 Week 1
Focus - Phonemes s / a / t / p

Please support your child to practise and reinforce the phonemes and graphemes we are learning in school. More information and support can be found on the Little Wandle website - <https://www.littlewandlelettersandsounds.org.uk/resources/for-parents/>

Grapheme and mnemonic	Picture card	Pronunciation phrase	Formation phrase
 	 snake	Show your teeth and let the s hiss out sssss sssss	Down the snake from head to tail.
 	 astronaut	Open your mouth wide and make the a sound at the back of your mouth aaa	Around the astronaut's helmet and down into space.
 	 tiger	Open your lips; put the tip of your tongue behind your teeth and press ttt	Down the tiger and across its neck.
 	 penguin	Bring your lips together, push them open and say ppp	Down the penguin's back, up and around its head.

We have been orally blending these words in class. Can you hear the phonemes (sounds) in these words?

s - a - t

t - a - p

s - a - p

p - a - t

a - t