

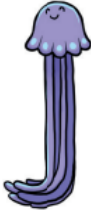


Little Wandle - Letters and Sounds Reception Phonics Home Learning



Phase 2 - Autumn 2 Week 1
Focus - Phonemes ff / ll / ss / j

Please support your child to practise and reinforce the phonemes and graphemes we are learning in school. More information and support can be found on the Little Wandle website - <https://www.littlewandlelettersandsounds.org.uk/resources/for-parents/>

Grapheme and mnemonic	Picture card	Pronunciation phrase	Formation phrase
 	 <p>jellyfish</p>	Pucker your lips and show your teeth use your tongue as you say j j j	Down the jellyfish and dot its head.

We have learning the following diagraphs.



Pronunciation Phrase - ff

Open your lips a little; put your teeth on your bottom lip and push the air out to make the sound **ffff ffff**

Digraph (ff) - two letters, one sound



Pronunciation Phrase - ll

Open your mouth a little; put your tongue up to the top of your mouth, behind your teeth, and press **llll**

Digraph (ll) - two letters, one sound



Pronunciation Phrase - ss

Show your teeth and let the s hiss out **ssssss**

Digraph (ss) - two letters, one sound

We have been orally blending these words in class. Can you hear the phonemes (sounds) in these words?

huff

off

bell

till

mess

hiss

jug

jet

We have been reading tricky words. Can you spot the tricky part?

is I the as

Can you read these sentences? Can you spot any tricky words?

A bell in a bed. It is a mess!

The jam is red. I can huff and puff.