













Little Wandle - Letters and Sounds

Reception Phonics Home Learning



Phase 2 - Autumn 1 Week 3
Focus - Phonemes g / o / c / k

Please support your child to practise and reinforce the phonemes and graphemes we are learning in school. More information and support can be found on the Little Wandle website - <https://www.littlewandlelettersandsounds.org.uk/resources/for-parents/>

Grapheme and mnemonic	Picture card	Pronunciation phrase	Formation phrase
 	 <p>goat</p>	Give me a big smile that shows your teeth; press the middle of your tongue to the top and back of your mouth; push your tongue down and forward to make the g sound g g g	Round the goat's face and curl under its chin.
 	 <p>octopus</p>	Make your mouth into round shape and say o o o	All around the octopus.
 	 <p>cat</p>	Open your mouth into a little smile; make your tongue flat and move it up towards the top of your mouth to say c c c	Curl around the cat.
 	 <p>kite</p>	Open your mouth into a little smile; make your tongue flat and move it up towards the top of your mouth to say k k k	Down the kite, up to the top corner and down to the bottom corner.

We have been orally blending these words in class. Can you hear the phonemes (sounds) in these words?

d - o - g c - a - t n - o - d
k - i - d t - o - p d - i - g

We have been reading a tricky word. Can you spot the tricky part?

is

