













# Little Wandle - Letters and Sounds Reception Phonics Home Learning



Phase 2 - Autumn 1 Week 4  
Focus - Phonemes ck / e / u / r

Please support your child to practise and reinforce the phonemes and graphemes we are learning in school. More information and support can be found on the Little Wandle website - <https://www.littlewandlelettersandsounds.org.uk/resources/for-parents/>

Grapheme and mnemonic	Picture card	Pronunciation phrase	Formation phrase
 	 <p>umbrella</p>	Open your mouth wide and say <b>u u u</b>	Down and around the umbrella, and back to the ground.
 	 <p>rainbow</p>	Show me your teeth to make a <b>rrrrr</b> sound <b>rrrrr rrrrr</b>	From the cloud to the ground and over the rainbow.
 	 <p>sock</p>	Open your mouth into a little smile, make your tongue flat and move it up towards the top of your mouth to say <b>c c c</b>	c Curl around the heel of the sock. k Down the sock, up and back down to the toe. <b>Catchphrase:</b> Rock that sock!
 	 <p>elephant</p>	Open your mouth wide and say <b>e e e</b>	Around the elephant's eye and curl down its trunk.

We have been orally blending these words in class. Can you hear the phonemes (sounds) in these words?

s - o - ck      p - a - ck      p - e - t

m - u - d      r - e - d      d - u - ck

We have been reading tricky words. Can you spot the tricky part?

is l