









Little Wandle - Letters and Sounds

Reception Phonics Home Learning



Phase 2 - Autumn 1 Week 5
Focus - Phonemes h / b / f / l

Please support your child to practise and reinforce the phonemes and graphemes we are learning in school. More information and support can be found on the Little Wandle website - <https://www.littlewandlelettersandsounds.org.uk/resources/for-parents/>

Grapheme and mnemonic	Picture card	Pronunciation phrase	Formation phrase
 h	 helicopter	Open your mouth and breathe out sharply h h h	Down, up and over the helicopter.
 b	 bear	Put your lips together and say b as you open them b b b	Down the bear's back, up and round its tummy.
 f	 flamingo	Open your lips a little; put your teeth on your bottom lip and push the air out to make the sound ffff	Down the flamingo to its foot and across its wings.
 l	 lollipop	Open your mouth a little; put your tongue up to the top of your mouth, behind your teeth, and press llll	Down the lollipop stick.

We have been orally blending these words in class. Can you hear the phonemes (sounds) in these words?

h - u - g b - e - d f - i - t

l - u - ck l - o - g h - a - t

We have been reading tricky words. Can you spot the tricky part?

is I the