













Little Wandle - Letters and Sounds Reception Phonics Home Learning



Phase 2 - Autumn 2 Week 2
Focus - Phonemes v / w / x / y

Please support your child to practise and reinforce the phonemes and graphemes we are learning in school. More information and support can be found on the Little Wandle website - <https://www.littlewandlelettersandsounds.org.uk/resources/for-parents/>

 	 <p>volcano</p>	<p>Put your teeth against your bottom lip and make a buzzing v v v v v</p>	<p>Down to the bottom of the volcano and back up to the top.</p>
 	 <p>wave</p>	<p>Pucker your lips and keep them small as you say w w w</p>	<p>Down and up and down and up the waves.</p>
 	 <p>box</p>	<p>Mouth open, then push the cs/x sound through as you close your mouth cs cs cs (x x x)</p>	<p>From the top, across the box to the bottom. From the top again across the box to the bottom.</p>
 	 <p>yoyo</p>	<p>Smile, tongue to the top of your mouth, say y without opening your mouth yyy</p>	<p>Down, around the yo-yo and curl round the string.</p>

We have been orally blending these words in class. Can you hear the phonemes (sounds) in these words?

van vet wet wig
fox six yes yum

We have been reading tricky words. Can you spot the tricky part?

and the has her his

Can you read these sentences? Can you spot any tricky words?

A fox is red. I had a big wig.
The sock is in the van. It is wet.